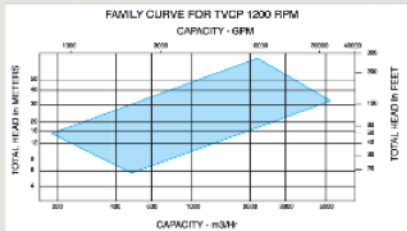
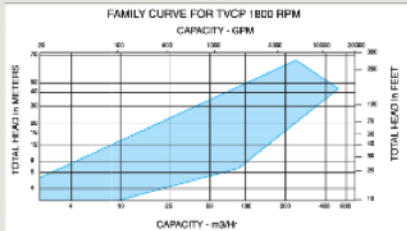

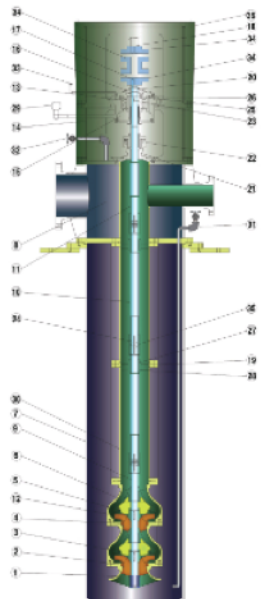


Pump Selection Guide



TVCP Series



NO.	PART NAME
1	SUCTION BELL
2	CASE WEARING RING(FRONT)
3	CASE WEARING RING(BACK)
4	IMPELLER WEARING RING(FRONT)
5	IMPELLER WEARING RING(BACK)
6	BOWL
7	CAN
8	DISCHARGE HEAD
9	LOWER SHAFT
10	INTER SHAFT
11	UPPER SHAFT
12	IMPELLER
13	THRUST BEARING
14	LOWER ADAPTOR
15	BEARING HOUSING
16	BEARING COVER
17	COUPLING KEY(PUMP SIDE)
18	COUPLING KEY(MOTOR SIDE)
19	BEARING RETAINER
20	LABYRINTH OIL SEAL
21	STUFFING BOX
22	MECHANICAL SEAL ASSY
23	BEARING HOLDER KEY
24	INTER COUPLING KEY
25	THRUST BEARING HOLDER
26	THRUST BEARING HOLDER NUT
27	SLEEVE (RETAINER)
28	SLEEVE BEARING
29	CONSTANT LEVEL OILER
30	COLUMN PIPE
31	CASING DRAIN LINE
32	VENT
33	OIL CAP
34	COUPLING ASSY
35	INTER COUPLING UNIT
36	UPPER ADAPTOR

Truflo Pumps, Inc.
7105 Cessna Drive
Greensboro, NC 27409
Ph: (336) 664-9225
Fax: (336) 664-1353
www.TRUFLO.com

API 610, 11th Ed. Process Pump (VS6)

API 610, 11th Ed. Process Pump (VS6)

TVCP Series

