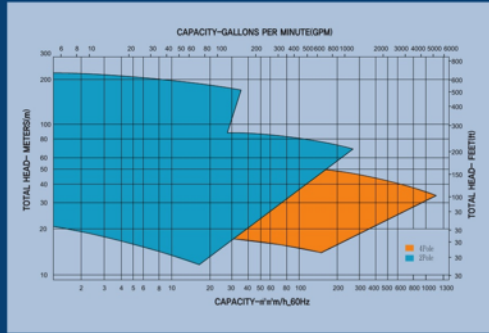
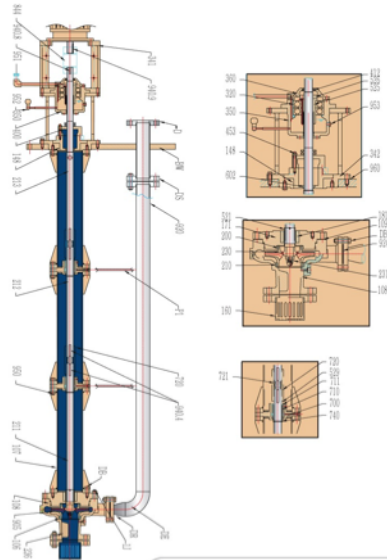
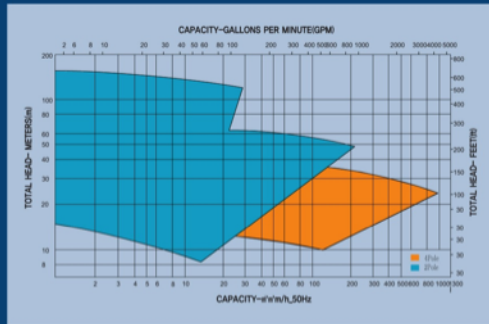


3500/1750 RPM (60Hz)



2500/1450 RPM (50Hz)



| | |
|-------|--------------------------|
| 106 | WEARING |
| 107 | COLUMN PIPE |
| 108 | CASING |
| 109 | GASKET (CASING) |
| 148 | STUFFING BOX |
| 180 | STRAINER BASKET |
| 191 | END COVER |
| 192 | SLIFT W/ BEARING(S)COVER |
| 200 | WEAR RINGS(ENDCOVER) |
| 210 | WEAR RING(CASING) |
| 211 | SHAFT (LOWER) |
| 212 | WATER SHAFT |
| 213 | SHAFT (UPPER) |
| 230 | IMPELLER |
| 231 | IMPELLER CAP NUT |
| 250 | BEARING |
| 341 | ADAPTOR(S)UPPER |
| 342 | ADAPTOR(S)LOWER |
| 380 | BEARING HOUSING |
| 381 | BEARING COVER |
| 400 | BEARINGITY |
| 410 | OIL SEAL |
| 480 | STUD BOLT & NUT |
| 520 | IMPELLER |
| 525 | IMR COLLAR |
| 529 | SLEEVE (RETAINER) |
| 730 | BEARING RETAINER |
| 710 | SLIFT W/ BEARING |
| 715 | WATER COUPLING LIMIT |
| 721 | SPLIT RING |
| 740 | SPLIT RING(S)LEAVE |
| 894 | COUPLING |
| 895 | DISCH PIPE |
| 894 | GASKET (DISCH) |
| 940 A | INTER COUPLIN KEY |
| 940 B | COUPLING KEY(V)AP (SIDE) |
| 940 C | COUPLING KEY(V)R (SIDE) |
| 960 | STUD BOLT & NUT |
| 981 | OIL FILLING CAP |
| 982 | IMPELLER COLLAR |
| 983 | RIGHT FLANGE |
| 980 | GASKET (STUFFING BOX) |
| D | DISCH FLANGE |
| D5 | DISCH COUPLER FLANGE |
| DR | DISCH FLEUCH |
| DR | DISCH REDUCER |
| U | STUD BOLT & NUT(CASING) |
| UB | STUD BOLT & NUT |
| UP | BASE PLATE |
| P1 | TUBE |
| NO. | PART NAME |

Truflo Pumps, Inc.
7105 Cessna Drive
Greensboro, NC 27409
Ph: (336) 664-9225
Fax: (336) 664-1353
www.TRUFLO.com

TVSP Series

